


# Outdoor LED Video Wall

P6 | P10



## Stunning Image Quality

State of the art SMD-LED technology delivers stunning image quality across the seamless display; certain to garner attention. With advanced video processing technology to produce accurate and vibrant colours with no distortion.




## Lightweight and Slim Design

Each cabinet weighs 28kg and has a depth of 100mm making these screens much easier to install. The lighter weight reduces stress on the mounting structure.



## IP Rated Weatherproof Enclosure

Designed with a robust aluminium enclosure to give protection from the all wet weather conditions. The outer casing is IP-rated which means it also keeps out airborne swarf, dust and other particles.



## End-to-End Project Management

Every LED Video Wall is unique and each comes with its own challenges. We are here to advise and guide you through every step - from design to installation and even providing maintenance we can provide full end-to-end project management where required.



Design

>>

Installation

>>

Maintenance

## Other Features

### Outstanding High Brightness

With an incredible brightness level of 6,000cd/m<sup>2</sup> the LED Video Wall has outstanding visibility. The display is sunlight readable even in direct sunlight instantly catching attention from viewers ensuring your content is always seen.



### Front or Rear Maintenance

Through an intuitive and easy-to-use maintenance system the LED Video Wall can be serviced from either the front of the display or the rear. The LED modules can be removed quickly and efficiently for convenient maintenance.




### Optimised Outdoor Viewing Distances

The Outdoor LED Video Walls are designed for longer viewing distances with multiple pixel pitch options depending on your budget and requirements.



### Easy Installation

Their light and compact design as well as magnetic modules, positioning pins and simple cabinet structure make them ideal for either permanent installations or rental jobs.



### Remote Updates from the Cloud

Take complete control of your LED Video Wall's content with our CMS system. Publish and monitor your content from anywhere in the world via our online portal.



### Complete Quality Control

Every step, from production to installation, goes through a strict quality control procedure while quality calibration guarantees consistent image quality across the whole display.




### Ultra High Contrast Ratio

With an ultra-high contrast ratio of 6,000:1 the LED Video Walls deliver deeper blacks, vivid colours and clear visibility across the display without sacrificing brightness.



### Optional Ambient Light Sensor

Ensure that the brightness of your video wall is always at an optimum level. This feature is ideal for displays that are road facing; which need to have variable brightness depending on the time of day.





Key Features



SMD TECHNOLOGY



SUNLIGHT READABLE



WEATHERPROOF



MODULAR DESIGN




QUICK AND EASY INSTALL

LIGHTWEIGHT DESIGN

LOW HEAT EMISSIONS


SEAMLESS VIDEO WALL




STUNNING IMAGE  
QUALITY



WEATHERPROOF



FRONT OR REAR  
SERVICEABILITY



EASY  
INSTALLATION

Specification Table

		P6	P10
LED Display	Pixel Pitch (mm)	6.67mm	10mm
	LED Type	SMD 2727 3-in-1	
	Pixel configuration	1R1G1B	
	Brightness (cd/m²)	≥6,000	
	Refresh rate	≥1920 Hz	
	Contrast Ratio	6,000:1	
	Viewing angle - Horizontal	140°	
	Viewing angle - Vertical	140°	
	Processing	14 bit	
	Frame rate	60 fps	
	Maintenance	Front & Rear Access	
Cabinet	Cabinet Size (mm)	960x960x120	
	Net Weight (Kg)	28	
Power	Input Voltage	AC220/110 ± 10%, 47~63Hz	
	Average Power Consumption	265W/m²	
	Maximum Power Consumption	750W/m²	
Environmental	IP Rating - Front	IP65	
	IP Rating - Rear	IP54	
	Operating Temperature	-20°C to +50°C	
	Operating Humidity	10% to 95%	
	Lifetime	100,000 hours	
Accessories	Included	TBC	
	Optional	TBC	
Warranty	Warranty Period	3 Year Warranty	
	Technical Support	Lifetime	

